

Econopolis Sustainable Equities Fund

Description of funds

Econopolis Sustainable Equities is a compartment of Econopolis Funds SICAV, a Luxembourg UCITS fund. The fund aims to deliver a long term return to investors via investments in equity and monetary instruments, without geographical restriction and without restrictions concerning sector or currency allocation. Econopolis Sustainable Equities is aimed at investors with an investor horizon of more than 5 year

Comments of portfolio manager

This sub-fund closed the month 0,39% higher. Managers bought shares in Bureau Veritas (testing, inspection and certification). The company - like its Swiss rival SGS - posted excellent half-year figures with organic revenue growth of 9.2% and an operating profit margin of 15%. For the full year, the group is targeting high single-digit revenue growth and margin improvement. The position in DSM-Firmenich (human and animal food ingredients and ingredients and additives for health and beauty products) was raised. DSM-F increased its targets for 2024 and is now targeting a gross operating cash flow (EBITDA) of around EUR 2 billion. The company will spin off its animal nutrition and health business with a view to a possible sale. This should ensure more stable and higher profit margins. Partial profits were taken on the position in chip company Taiwan Semiconductor. Shares in gold mining company Newmont were bought as an indirect play on the gold price.

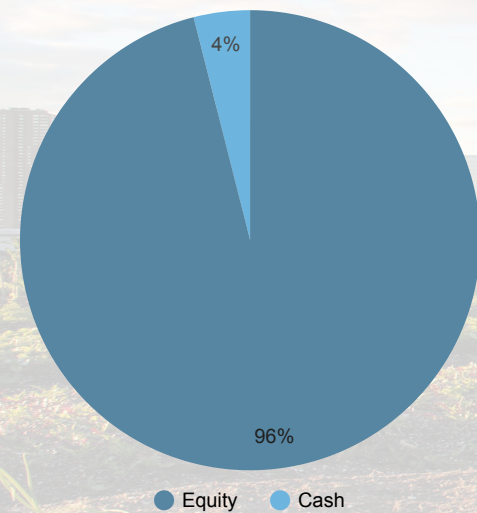
Fund manager:
Bernard Thant



Co-manager:
Danny Van Quaethem



Asset allocation



Net asset value (NAV)

NAV class I-Cap: 170.39 €

NAV class I-Dis: 160.92 €

Returns:

1 month: 0.39%

YTD: 11.40%

2023: 16,02% 2019: 25,14%

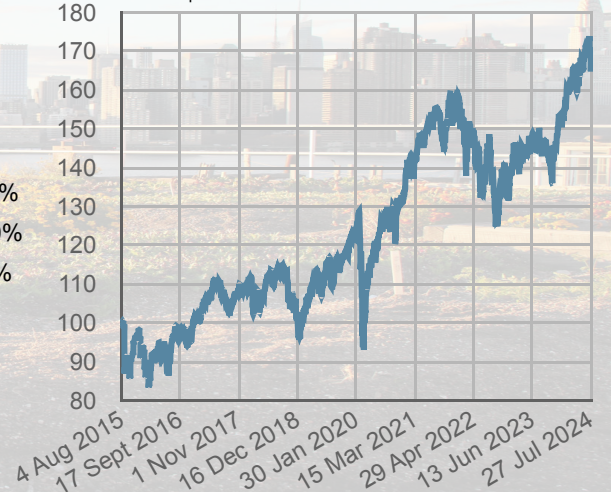
2022: -16,59% 2018: -10,40%

2021: 18,42% 2017: 8,08%

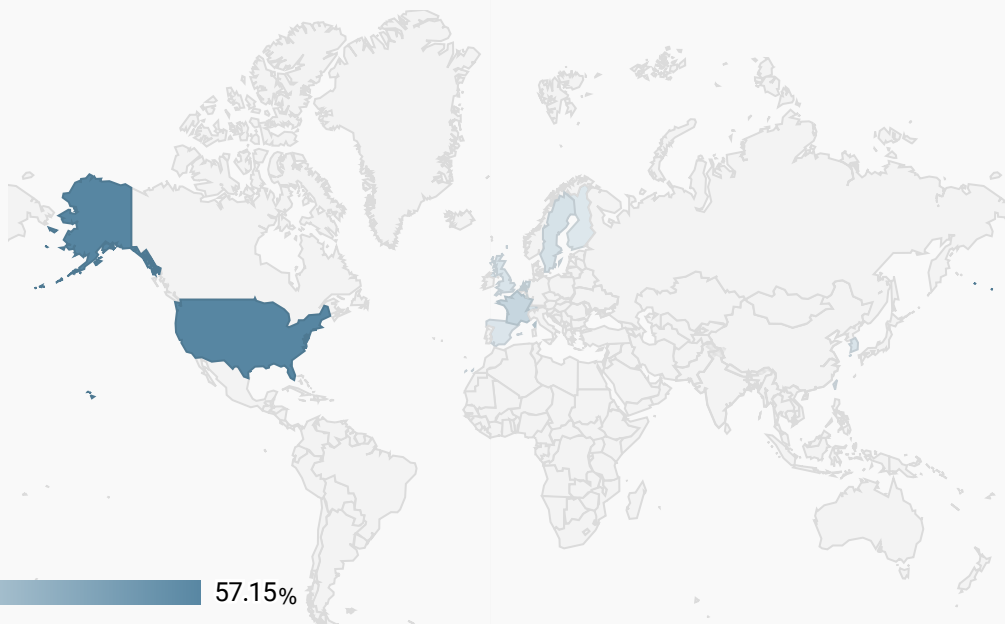
2020: 9,80%

Evolution NAV (Class I - Cap)

Disclaimer: the graph illustrates the past performance of the fund. Past performance does not offer any guarantee for future performance. The performance is net of cost and fees. The fund was launched in August 2015. The performance is calculated in euro.

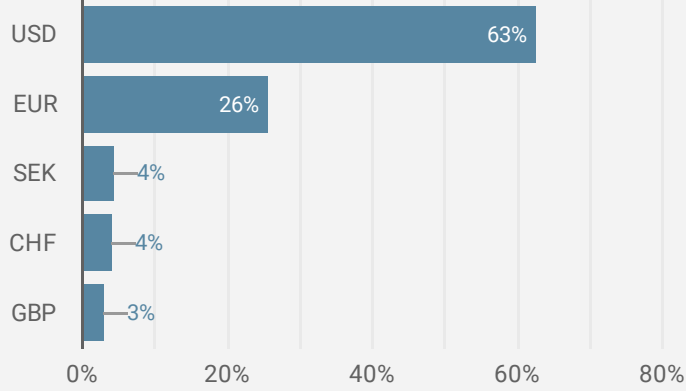


Geographic overview positions

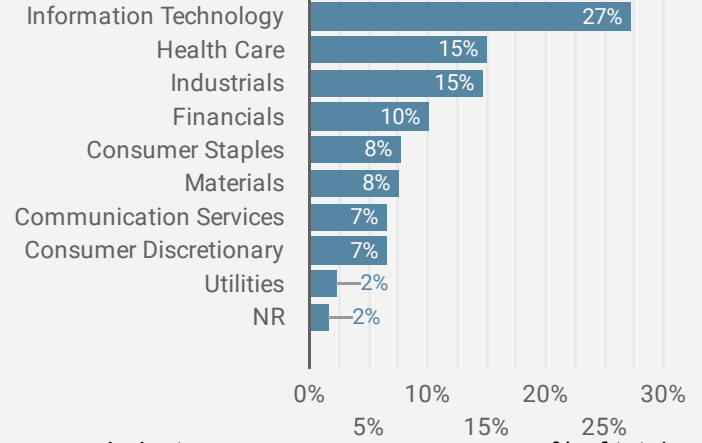


Econopolis Sustainable Equities Fund

Currency allocation fund



Sector allocation fund

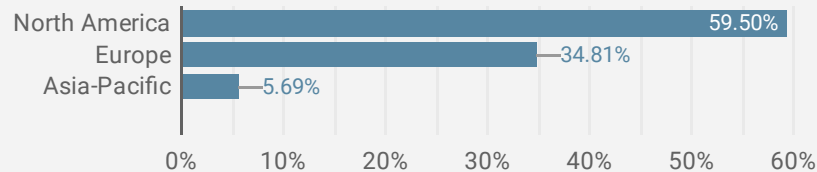


Stocks - Top 10


Stocks - Top 10	Currency	Industry	% of total
Arista Networks Inc	USD	Information Technology	4.69%
Alphabet Inc	USD	Communication Services	3.76%
S&P GLOBAL INC	USD	Financials	3.58%
Microsoft Corp	USD	Information Technology	3.4%
Visa Inc	USD	Financials	3.11%
BOOKING HOLDINGS INC	USD	Consumer Discretionary	3.08%
Samsung Electronics Co Ltd	USD	Information Technology	3.05%
BlackRock Inc	USD	Financials	3.01%
AstraZeneca PLC	GBP	Health Care	2.95%
EssilorLuxottica SA	EUR	Health Care	2.72%

Total positions 40

Geographical allocation fund



Risk indicator



The risk indicator assumes you keep the product for 5 years. The actual risk may vary significantly if you redeem the product early and you may get back less. The summarised risk indicator is a guide to the risk level of this product compared to other products. It shows how likely the product is to lose money due to movements in the markets or because we are unable to pay you out. We have classified this product as 4 out of 7, which is an average risk class. This classifies potential losses due to future performance at an average level, and poor market conditions may affect our ability to pay you out. Be aware of currency risk. You may receive payments in a currency that differs from your reference currency, so the final return you receive depends on the exchange rate between the two currencies. This risk is not taken into account in the indicator above. The sub-fund is also exposed to the following materially relevant risks not included in the summary risk indicator: Other risk factors may exist. This product does not protect against future market performance. so you may lose all or part of your investment. If we are unable to pay you what you owe, you may lose your entire investment.

Econopolis Sustainable Equities Fund

Investment objectives

The objective of the sub-fund is to provide investors, through an actively managed portfolio, with a long-term capital gain on their investment. This objective will be pursued by investing the sub-fund's assets primarily in equities and other stocks, with no geographical limitation. The sub-fund must hold at least 90% of its net assets in equities. The sub-fund will invest mainly in equities and other securities with diversification across sectors and regions. The sub-fund will invest in equities and other securities of companies operating in developed markets (such as, but not limited to Europe, the United States and Japan) and may also invest in companies operating in emerging markets. The sub-fund's investment policy is based on three cornerstones in stock selection securities selection: a disciplined multi-step approach in the Investment Manager's research and analysis, a unique non-benchmarked philosophy and the importance of on-site research. Investments are based on conviction rather than benchmarks: conviction in themes, conviction in countries and conviction in companies. Subject to legal restrictions, the sub-fund may invest in derivative financial products, such as futures, options, forward foreign exchange contracts, credit default swaps or interest rate swaps, to achieve its investment objectives and to hedge risks. The sub-fund promotes environmental or social characteristics. This sub-fund is subject to a sustainable investment policy, which can be accessed at <https://www.econopolis.be/en/sustainability>. Additional information on sustainability is available in the fund's prospectus.

Benchmark: The portfolio is actively managed on a discretionary basis without reference to a benchmark.

Investors can obtain a summary of investor rights (available in Dutch, French and English) on this webpage: <https://www.econopolis.be/nl/regulatory-information>

Key facts and practical information

Compartment of:	Econopolis Funds, SICAV under Luxembourg law with European Passport
Risk profile:	1 - 2 - 3 - 4 - 5 - 6 - 7
Investment horizon:	5 year
Launch date:	August 2015
Currency:	EUR
Shares:	Capitalisation & Distribution
ISIN-code I-class Capitalisation:	LU1248447622
ISIN-code I-class Distribution:	LU1248447978
Size:	EUR 45.7M
Subscription fee:	Max. 3% dependant on distributor
Redemption fee:	Max. 3% dependant on distributor
Subscription and redemption:	Daily before 12:00pm
Management fee:	0,85%
Total expense ratio I-Kapitalisatie:	1,19%
Total expense ratio I-Distributie:	1,17%
Performance fee:	NA
NAV-reporting:	www.fundsquare.net/homepage , Bloomberg, Reuters, ...
Licensed in:	Belgium, Luxembourg, Switzerland



Average sustainability risk score < 30 ✓

Controversy score < 4 ✓

Conformity exclusion list Norwegian Pension Fund ✓

Warning:

The compartment is approved for distribution in Belgium, Luxembourg and Switzerland. The prospectus and essential investor information, KIID, are available on the website www.fundsquare.net/homepage, where the net asset value is also published. This document is a general document for the general public and is not based on information of the personal situation of the reader. There is no review of the knowledge and experience, neither of his financial situation of investment objectives. There are possibly financial instrument mentioned in this document that are not suitable nor appropriate for the reader. Therefore the document exclusively contains product information of the mentioned financial instrument and cannot be considered as investment advice.

The appointed management company of the UCI bears Luxembourg nationality. The management company may cease marketing the sub-fund in Belgium.

Commercial Document:

This is an advertisement. Please consult the prospectus of the UCITS and the Key Information Document before making any investment decision.

Contact

Econopolis wealth management NV | Sneeuwbeslaan 20 bus 12 | 2610 Wilrijk | Tel. +32 3 3 666 555 | Fax +32 3 3 666 555 | info@econopolis.be | www.econopolis.be

Responsible editor: Michaël De Man, Econopolis Wealth Management NV